

EACH RAFTER MUST LINE
UP IN A STRAIGHT LINE
WITH THE CORRESPONDING
SIDE OF ROOF

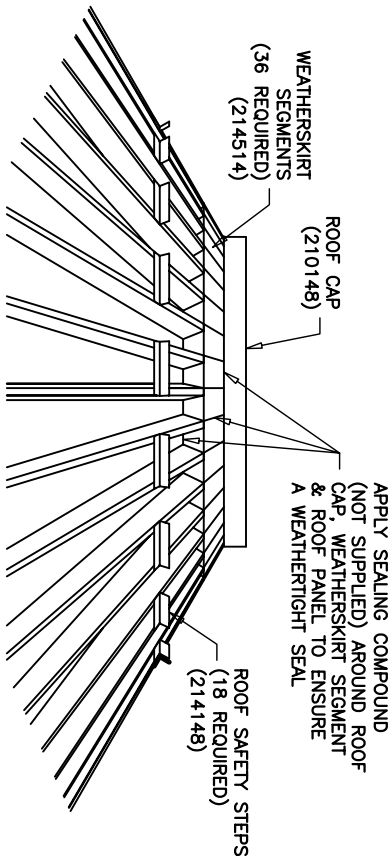
SEE DETAIL #4

ROOF FRAMING PLAN

54' (16.46m) DIA ROOF

FASTEN LOWER ROOF
PANELS TO RAFTERS
Ø 12" (300MM) O.C.
WITH #12 X 3/4" (19MM)
SELF DRILLING SCREWS
#290155

PURLIN #214700 (18 REQ'D)
PURLIN #214701 (18 REQ'D)
PURLIN #214702 (9 REQ'D)



ROOF PEAK DETAIL

SEGMENT RING
TO COMP. RING
ANGLES
(6) #214697
#215533

SEE DETAIL #3

UPPER ROOF PANEL
#213041 (36 REQ'D)

COMPRESSION RING
#210163

8" (200) [RAFTER
#214699 (18 REQ'D)

SEE DETAIL #2

7'-1 1/2"
(2170mm)

8" (200mm) [PURLIN
(TYPICAL)

LOWER ROOF PANEL
#213040 (71 REQ'D)
(1) LOWER ROOF
PANEL W/ HATCH
REQ'D #210287

7'-1 1/2"
(2324mm)

7'-5 1/2"
(2270mm)

SEE DETAIL #1

TOP WALL SHEET

TOP STIFFENER

26'-10 1/16" (8180mm) INSIDE RADIUS

Ø BIN

RAFTER SECTION

NOTE: PLACE RAFTER CHANNEL
ON SIDE OF CLIP
AS SHOWN

COMPRESSION RING
#210163

STARTING CLIP IN RING

RAFTER - #214699

NOTE: THIS MARKED DOWNHILL END

RAFTERS CLIP Ø STIFFENER

WALL SHEETS FOR 54' DIA
STIFFENED BIN

NOTE: PLACE RAFTER CHANNEL
ON SIDE OF CLIP
AS SHOWN

RAFTERS

RAFTERS

RAFTERS TO
BIN WALL
CLIP #214696

WALL SHEETS
FOR 54' DIA
UNSTIFFENED BIN OR
EXTERNALLY STIFFENED
BIN

RAFTERS CLIP Ø SEAM

Ø FOR STARTING
BOLT PATTERN

TOP VIEW OF RAFTER CONNECTIONS

**NOTE: DO NOT TIGHTEN BOLTS
UNTIL ALL RAFTERS AND PURLINS
HAVE BEEN INSTALLED**

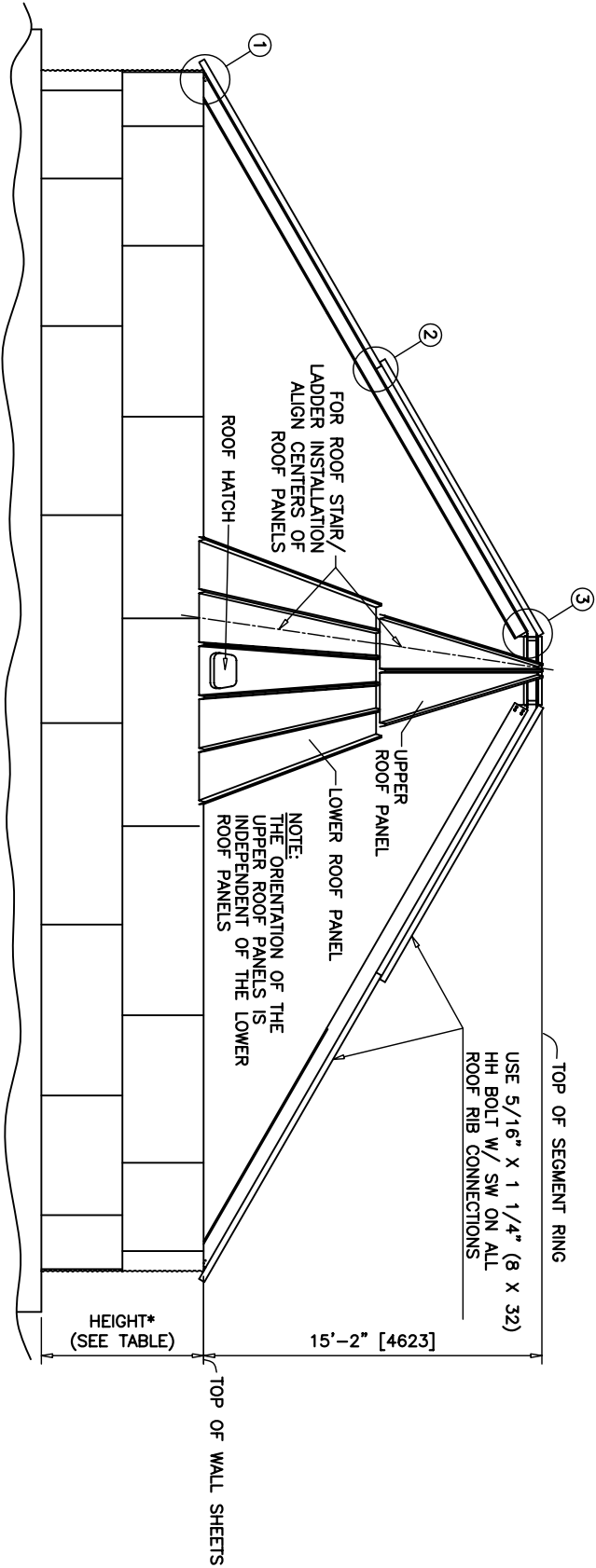
REV	BY	DATE	DESCRIPTION OF CHANGE	REV	BY	DATE	DESCRIPTION OF CHANGE
K	MSB	10/20/20	SEE SHEET 3 FOR REVISIONS	J	JSD	10/14/20	SEE SHEET 3 FOR REVISIONS
				H	JSD	10/02/20	ADD ROOF PEAK DETAIL, UPDATE DIMS
				G	BW	21/02/20	AMEND RAKE ANGLE TO 5.40°
				F	CAH	20/10/20	SEE SHEET 3 FOR REVISIONS
				E	JSD	09/09/20	SEE SHEET 3 FOR REVISIONS
				D	JSD	10/05/20	REVISED AND REDRAWN TO CAD
				C	AJD	26/07/20	DELETED SPREADER STRUTS
				B	SLJ	11/02/20	REVISED REMOVED W/ 1/4 ON 1/2" x 1 1/4" A325 BARS
				A	GW	20/06/20	1/2" x 1 1/4" A325 BOLTS WAS OR 5 BLACK
APPROVED: JT				SCALE: 1/4" = 1'-0" (SHEET 1 OF 3)			
DRAWN: JTD				DATE: 05/06/2024			
CHECKED: JTD				BY: JTD			
DESIGNED: JTD				DRAWING NO.: 54ROOF			
PROJECT: 54' DIA ROOF				REV: K			



SCAFECO
6200 E. Main, Austin, TX 78721
Tel: 509-325-1371 • Fax: 509-325-9130 • info@scafeco.com • www.scafeco.com

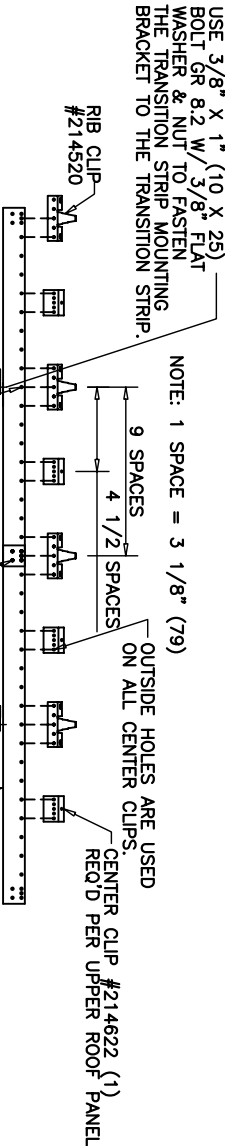
54' DIAMETER BIN

ROOF ERECTION INSTRUCTIONS

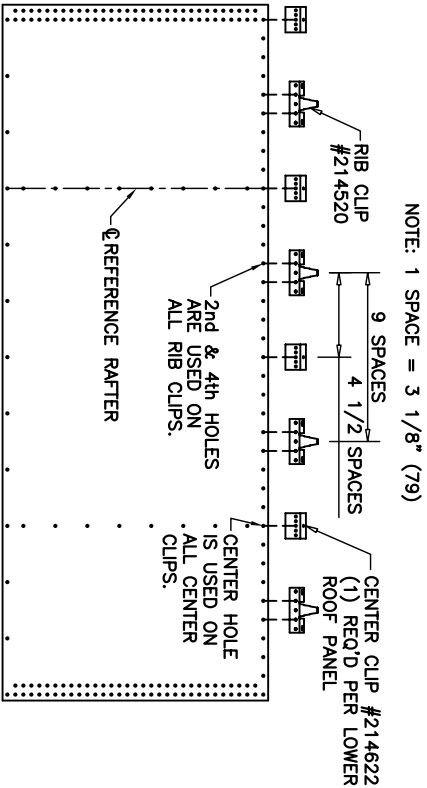


ELEVATION

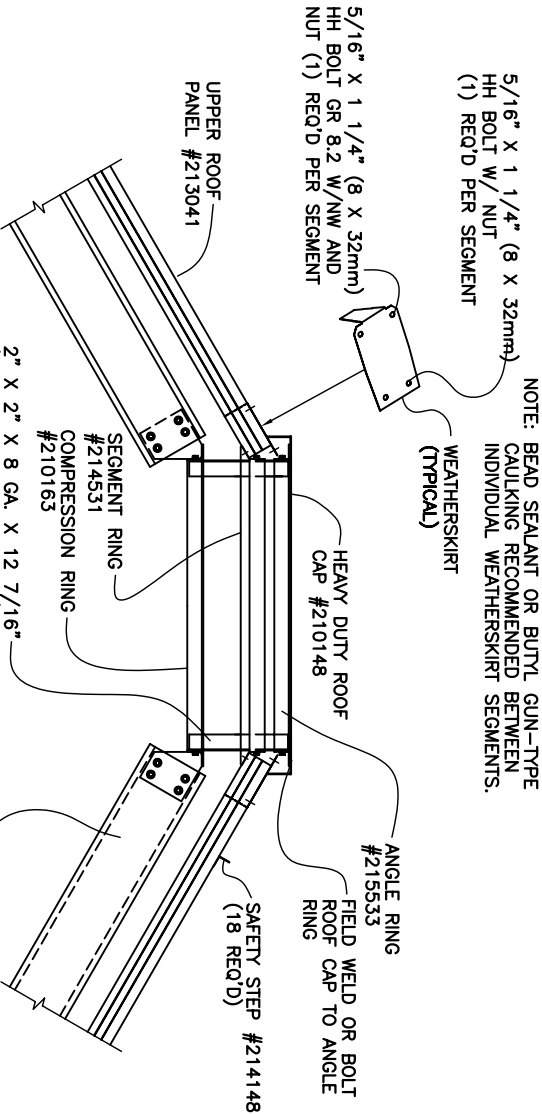
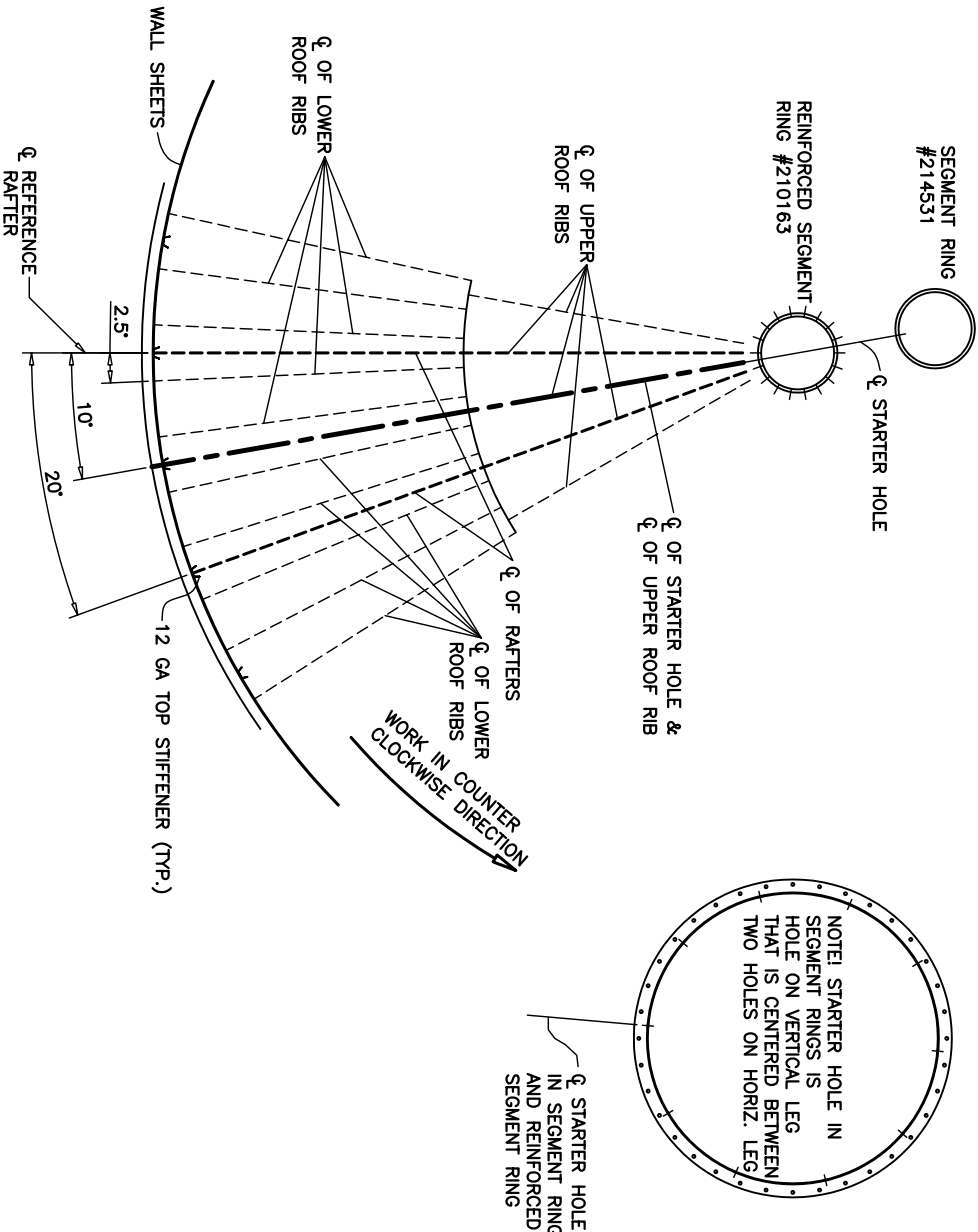
TOP STIFFENER	TOP SHEET	*HEIGHT
32" [813]	42 2/3" [1084]	44 5/16" [1125]
42 5/8" [1083]	10 2/3" [271]	54 15/16" [1396]
53 1/8" [1349]	21 1/3" [542]	65 5/8" [1667]
74 5/8" [1895]	42 2/3" [1084]	86 15/16" [2209]



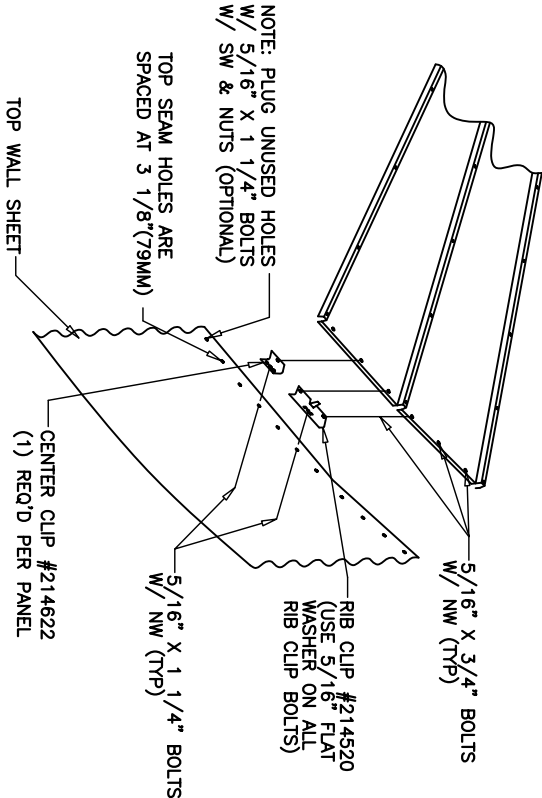
VIEW OF TRANSITION STRIP BETWEEN UPPER & LOWER ROOFS



VIEW SHOWING CENTER & RIB CLIP CONNECTION TO TOP WALL SHEET



SECTION THRU ROOF CAP



RIB/CENTER CLIP DETAIL

REV	BY	DATE	DESCRIPTION OF CHANGE
K	MSB	10/20/02	5/16" X 1 1/4" BOLTS WERE 5/16" X 3/4"

REV	BY	DATE	DESCRIPTION OF CHANGE
A	GW	20/09/00	1/2" X 1 1/4" A325 BOLTS WERE GR. 5 BLACK
B	SLU	11/02/02	REPLACED REMOVED 1/4" DIA 1/2" X 1 1/4" A325 BOLTS
C	AJD	2/28/03	DELETED SPACER STUDS
D	MSB	06/06/05	REMOVED AND REDRAWN TO CAD
E	CAH	20/09/00	ADD VIEW OF TRANSITION SEGMENT
F	GW	10/20/02	5/16" X 1 1/4" GR. 8.2 WERE 1" GR. 5 BOLTS
G	MSB	10/20/02	REPLACED 1/4" DIA 1/2" X 1 1/4" A325 BOLTS WITH 5/16" X 1 1/4" A325 BOLTS
H	JSD	20/02/01	15'-2" WAS 5'-3 1/2" FOR LUMEN ASSY. UPDATE WMS
J	JSD	7/12/02	UPDATE WERS, ADD NOTES, TITLE

SCAFECO		SCAFECO Global Systems Company
6200 E. Main Avenue Spokane, WA 99211-1215, USA		6200 E. Main Avenue Spokane, WA 99211-1215, USA
Tel: 509-325-1571 • Fax: 509-325-9130 • info@scafeco.com • www.scafeco.com		
101 BROADVIEW BLVD. • SUITE 200 • BOSTON, MA 02109 • TEL: 617-552-1100 • FAX: 617-552-1101 • WWW.SCAFECONETWORK.COM		

54" DIAMETER BIN	
ROOF ERECTION INSTRUCTIONS	
BY	DATE
DESIGNED	54ROOF
CHECKED	
APPROVED	JT